

Students satisfaction survey regarding teaching learning and evaluation in respect of Rajiv Gandhi Memorial Govt. College Joginder Nagar District Mandi (HP)

STUDENTS SATISFACTION SURVEY 2019-20

For the academic year 2019-20, Students satisfaction survey was conducted to assess the quality of teaching learning process with special emphasis on the performance of the teachers who were evaluated on various parameters. A questionnaire was prepared to assess the student satisfaction. This includes different questions on methods of teaching, course content delivered, variety in teaching, completion of syllabus, assignments, student assessment, use of ICT and overall assessment of the teachers. 207 students participated in this evaluation through questionnaire. The students were given freedom to give their suggestions. From the comprehensive assessment of survey forms received, it was found that the syllabus was completed well in time and 80% of the students were satisfied by the manner teachers prepare and deliver their lectures. Most of the students 76% consented that process of teacher's internal evaluation is fair and transparent. Majority of the students 70% agreed that the allocation of assignments, their assessment and internal evaluation of every subject is fare. Student's survey also revealed that 61% of the students strongly agreed that sufficient opportunities were provided by the institution for them to learn and grow. More than 53% of the students strongly agreed on the point that the teachers always encouraged them to participate in extra-curricular activities for their overall development. Student satisfactory survey showed that the overall quality of teaching learning process in this institution is very good.

STUDENTS SATISFACTION SURVEY REPORT 2019-20

- ✓ The analysis of the students' survey demonstrates their satisfaction towards the teaching learning process.
- ✓ Majority of the students were satisfied with the syllabus completion and ability of teachers to communicate.
- ✓ Teachers approach towards the submitted assignments, their evaluation and internal assessment was also considered as fair by majority of the students.
- ✓ They also appreciated the multiple opportunities, including the platform provided for extracurricular activities, being provided by the institution for their overall growth.

Suggestions

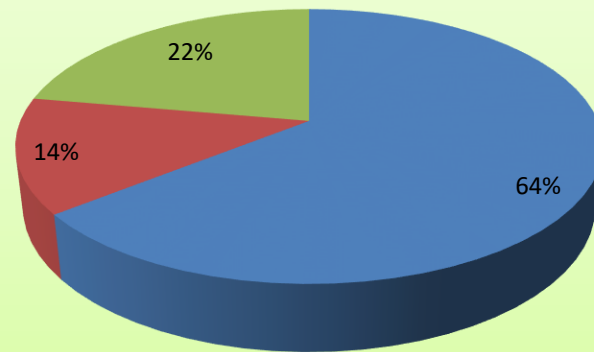
From the analysis of student's survey, it is clear that majority of the students feel that the teaching and mentoring process of the institution enhanced their cognitive, social and emotional growth. But they also expected more of ICT facilities. The students also suggested the addition of other courses like Journalism, Digital Marketing and Yoga.

Student Satisfaction Survey Session 2019-20 (Responses 207)

1.

How much the syllabus was covered in the class during the session 2019-20?

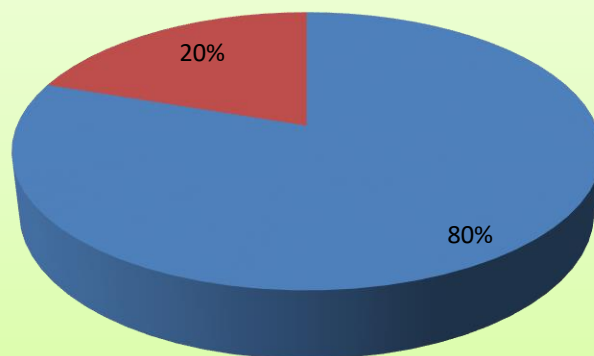
■ 85-100% ■ 70-84% ■ 50-69% ■ Below 30%



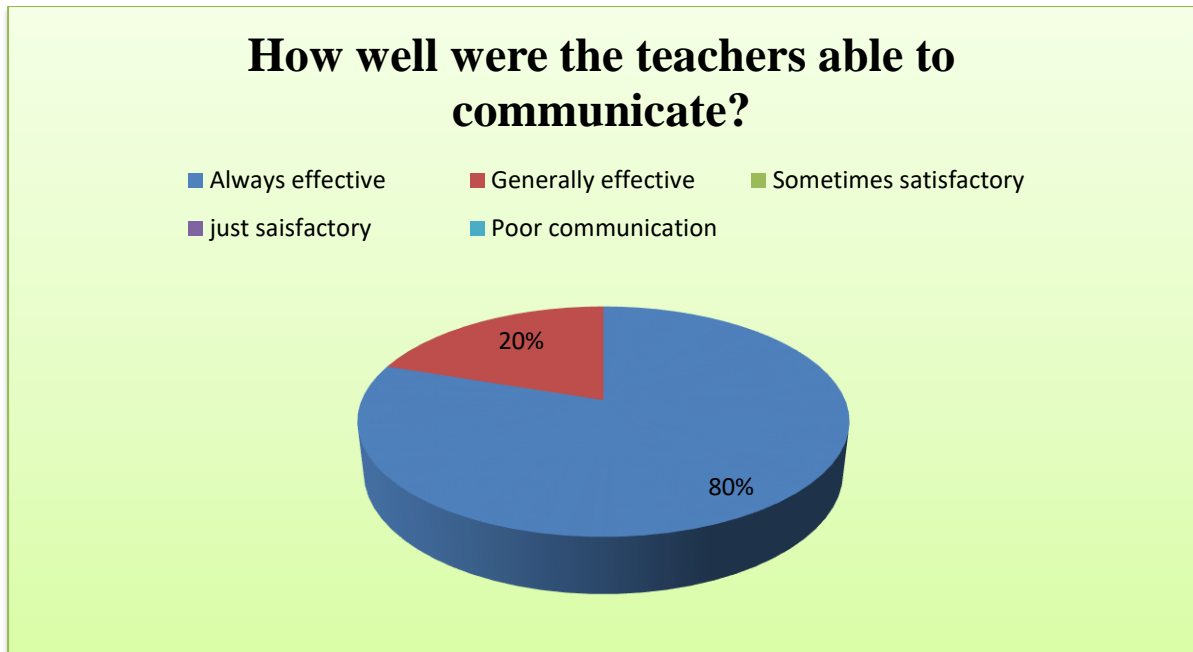
2.

How well did the teachers prepare for the classes?

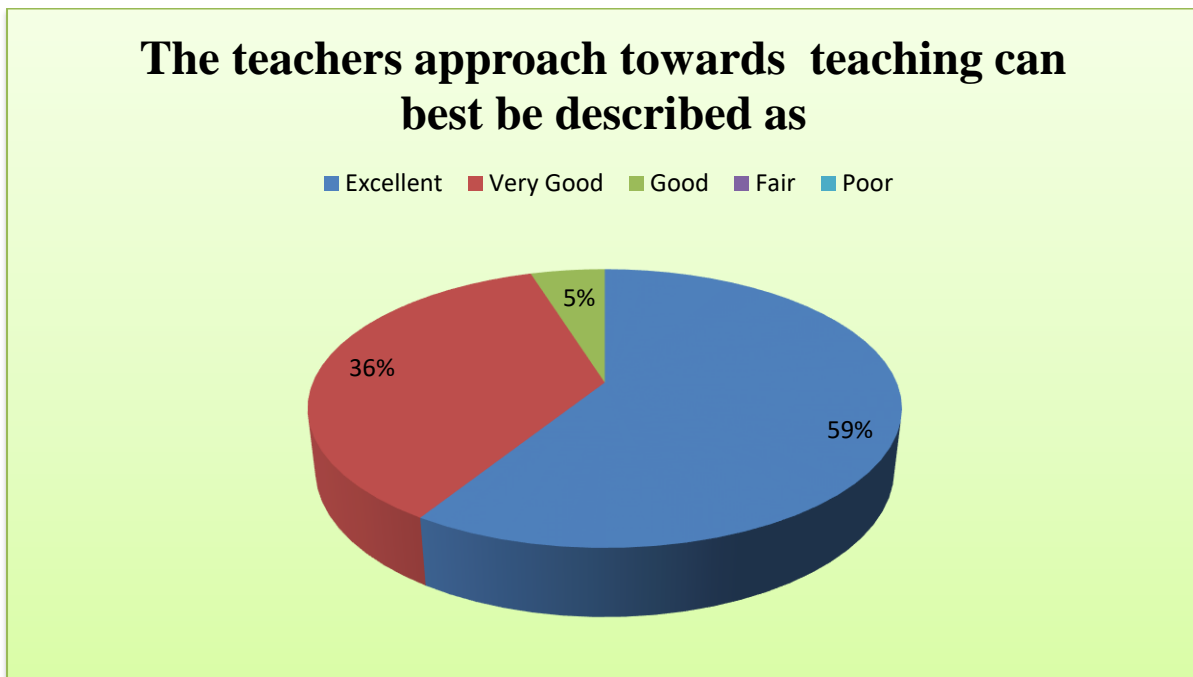
■ Thoroughly ■ Satisfactory ■ Poorly ■ Indifferently ■ Wont teach at All



3.



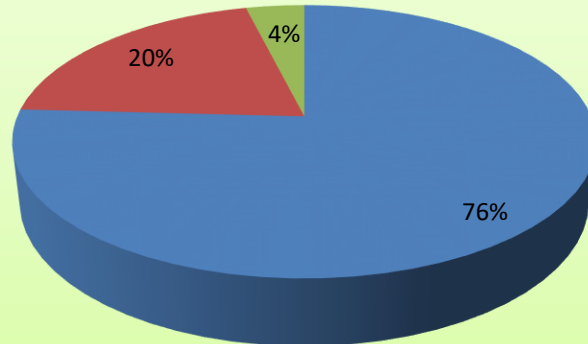
4.



5.

Fairness of the internal evaluation process by the teachers.

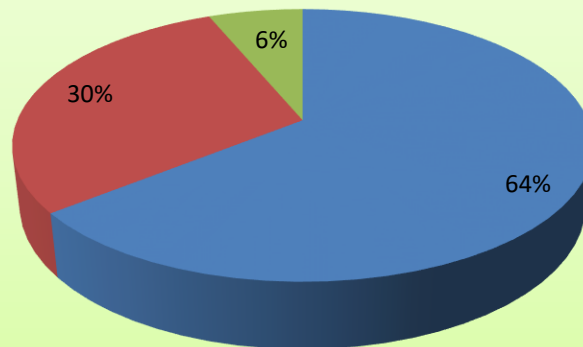
■ Always fair ■ Usually fair ■ Sometimes Unfair ■ Usually unfair ■ Unfair



6.

How was your performance in assignment discussed with you?

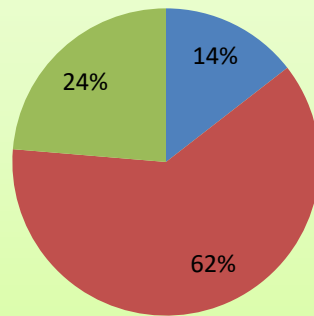
■ Every time ■ Usually ■ Sometimes ■ Rarely ■ Never



7.

Did the institute take interest in promoting project survey, educational tour and field visits opportunities for students?

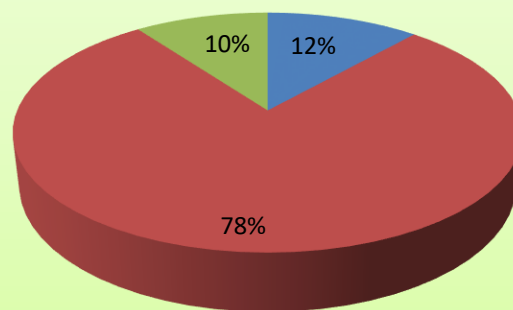
■ Ragularely ■ Often ■ Sometimes ■ Rarely ■ Never



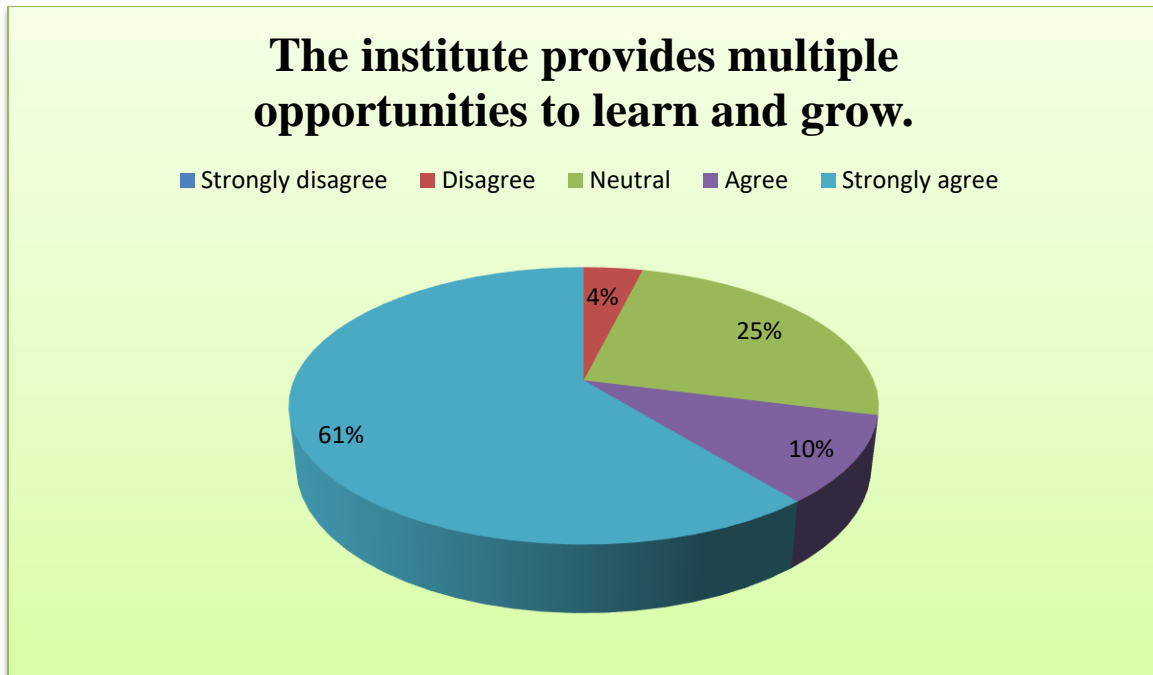
8.

The teaching and mentoring process in your institution facilitates you in cognitive, social and emotional growth.

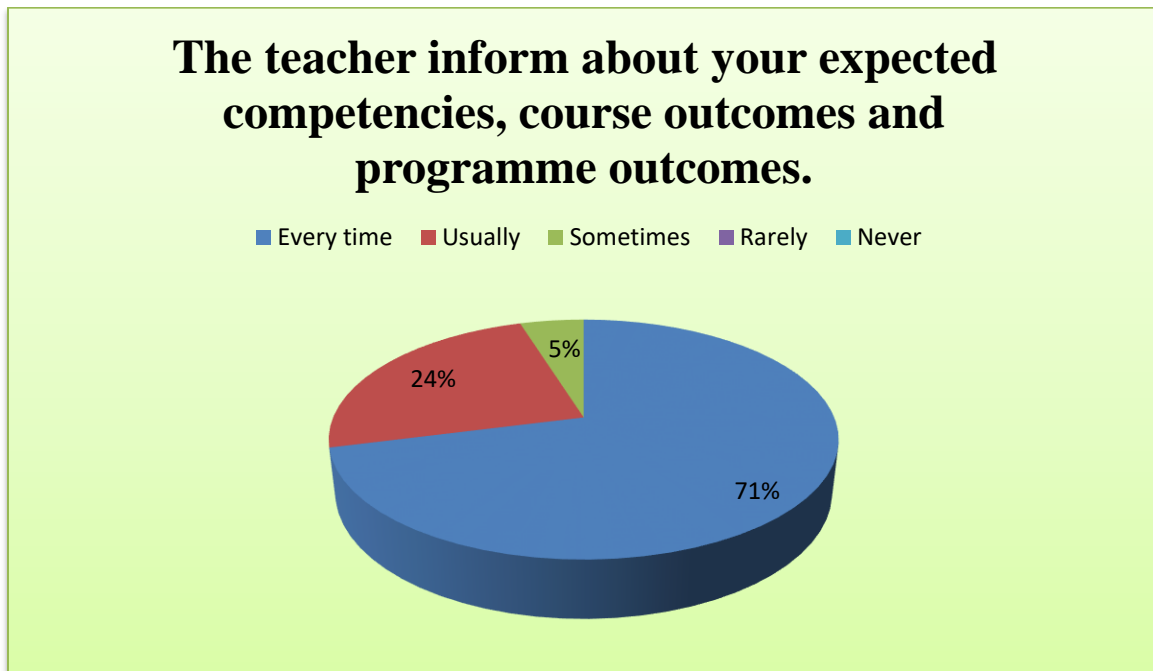
■ Significantly ■ Very well ■ Moderately ■ Marginally ■ Not at all



9.



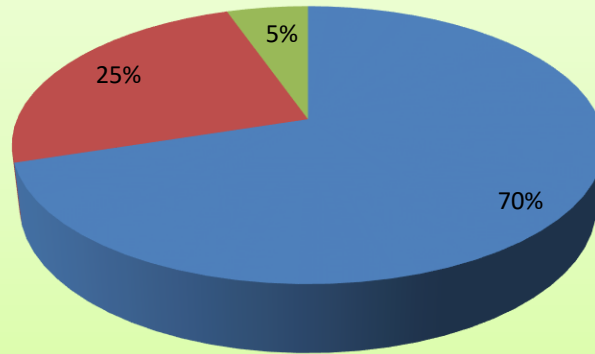
10.



11.

Teachers do a necessary follow up with an assigned task to you.

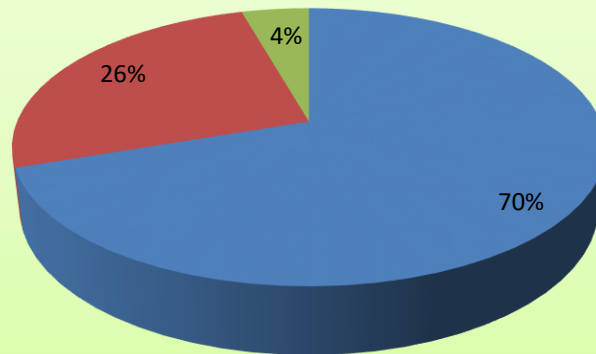
■ Every time ■ Usually ■ Sometimes ■ Rarely ■ Never



12.

The teachers illustrate the concepts through examples and applications.

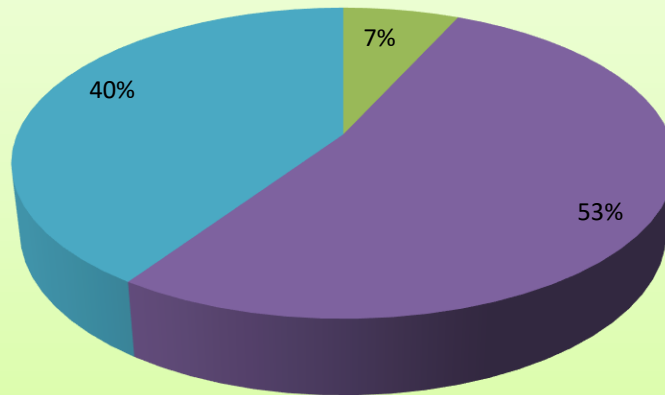
■ Every time ■ Usually ■ Sometimes ■ Rarely ■ Never



13.

Teachers encourage you to participate in extracurricular activities

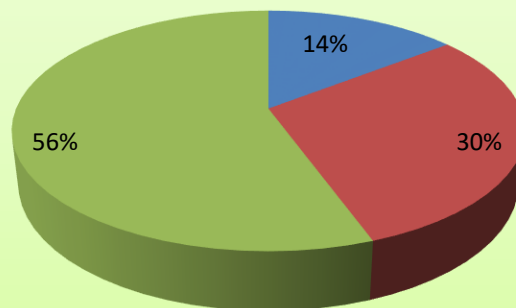
Strongly disagree Disagree Neutral Agree Strongly agree



14.

What percentage of teaching is done by the teacher using ICT tools such as LCD projector, Multimedia etc while teaching?

Above 90% 70-89% 50-69% 30-49% Blow 29%



15.

The overall quality of the teaching-learning process in your institute is very good.

■ Strongly disagree ■ Disagree ■ Agree ■ Strongly agree ■ Neutral

